



توعرب

منتدى تو عرب التعليمي

www.arabia2.com/vb

موقع توعرب التعليمي

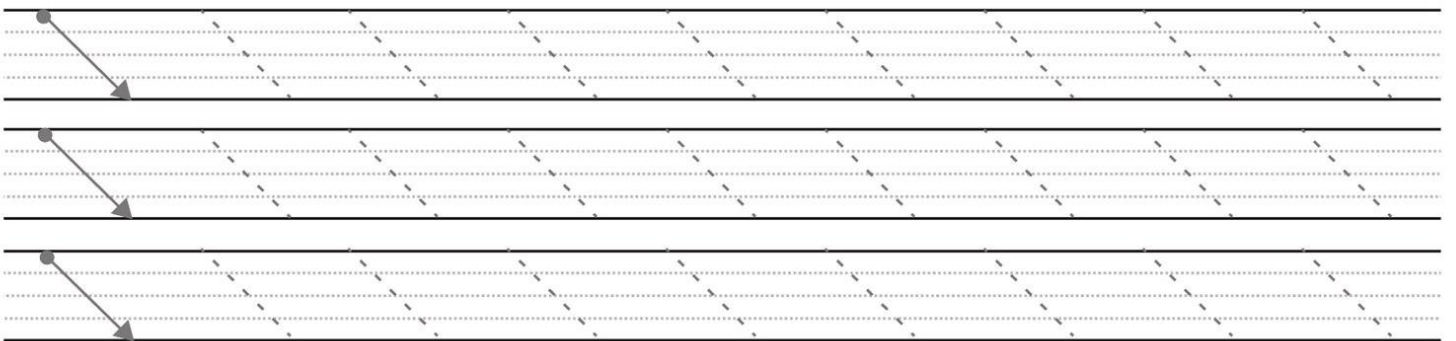
www.arabia2.com/vb

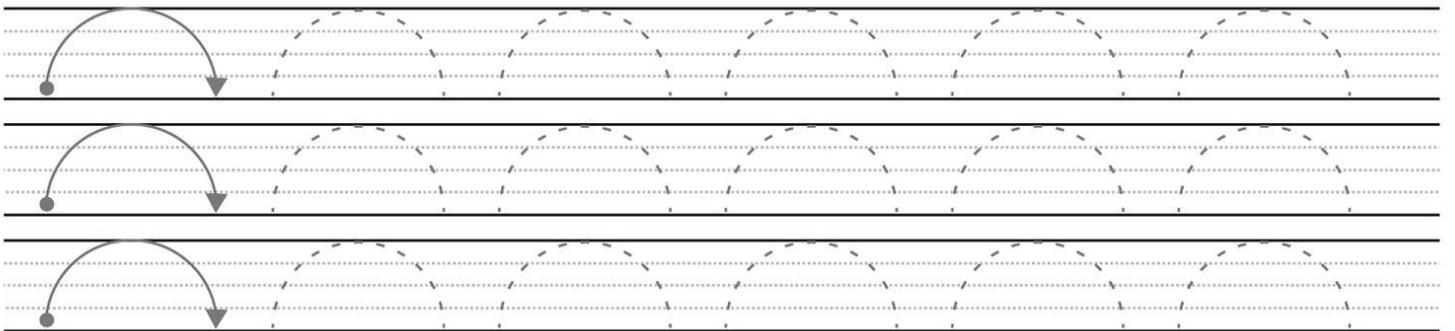





A pink polka-dot background with five rows of animal faces on the left and their corresponding food items on the right. Each row has a dashed arrow pointing from the animal to the food.

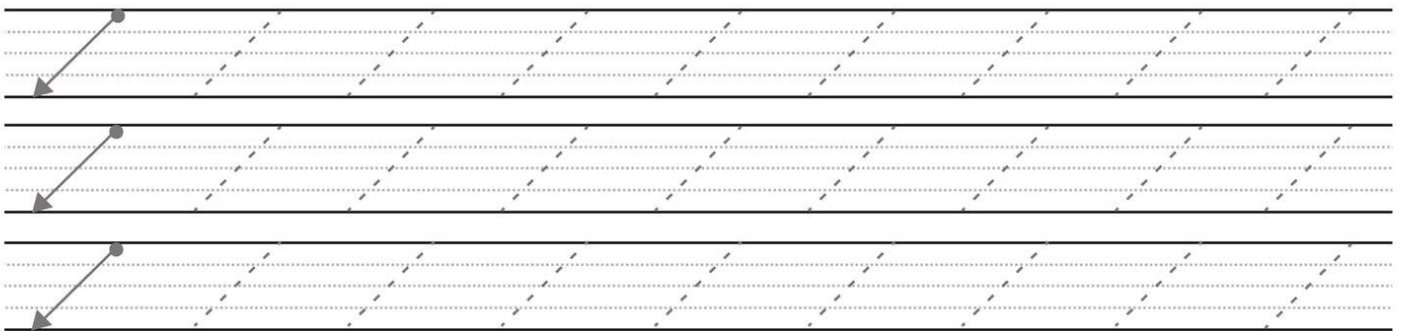

- Row 1: A brown bear face on the left, a dashed arrow pointing right, and a pot of yellow honey with the word "HONEY" written on it on the right.
- Row 2: A light blue rabbit face on the left, a dashed arrow pointing right, and a single orange carrot on the right.
- Row 3: A brown cat face on the left, a dashed arrow pointing right, and a blue fish on the right.
- Row 4: An orange dog face on the left, a dashed arrow pointing right, and a plate of red meat on the right.
- Row 5: A black and white cow face on the left, a dashed arrow pointing right, and a tuft of green grass on the right.

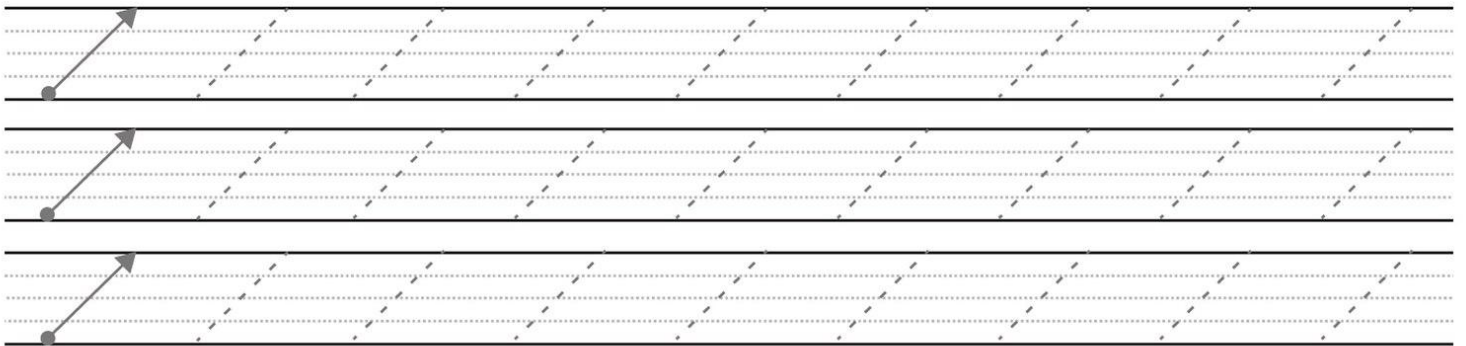

Three sets of handwriting practice lines. Each set consists of a solid top line, a dashed middle line, and a solid bottom line. The first set has a solid arrow pointing right, the second has a dashed arrow, and the third has a solid arrow.











A worksheet for tracing practice. It features five rows of dashed arrows pointing to the right. Each row is flanked by a cartoon illustration of an animal. The animals are: a green frog, a pink butterfly, a black and white bee, a red and black ladybug, a black tadpole, a green spotted frog, a grey duckling, a white swan, a yellow chick, and a white hen with a red comb. The background is orange with white polka dots.

Three sets of handwriting practice lines. Each set consists of a solid top line, a dashed middle line, and a solid bottom line. A small grey dot and a right-pointing arrow are placed on the dashed middle line of each set to indicate the starting point and direction for tracing.

